




Year 7 Parent Information Evening

5th July 2023





Helen Wood – Headteacher

Mrs O’Riordan – Assistant Headteacher (Pastoral)

Mr Newman – Assistant Headteacher (Curriculum, Teaching & Learning)

Mr Sam Matthews – SENDCO

Mr Bunting – Curriculum Lead for Music

Mrs Vaughan – Curriculum Lead for PE





The Year 7 Tutor Team:

Mr Bunting – 7 Windrush

Miss Hancock – 7 Chelt 1

Mrs Joice – 7 Chelt 2 (Mrs O’Riordan)


Miss Kennedy – 7 Lilley Brook

Mrs Holland – 7 Isbourne (Mr Powell-Jones)

Monkhouse Uniform & pre-loved uniform



Welcome & Introductions



The Big Tutor Group Sort!

5 tutor groups this year (Lilley Brook, Isbourne, Windrush, Chelt 1 and Chelt 2)

23 'feeder' schools this year!

AOR, SJM, MPJ met with the pupils and their teachers/SEND COs. We found out about:

Personalities and interests (music/sport/drama/computers etc.)

Academic ability

Personal information that the school needs to be aware of

Recommendations by the Primary Schools

It takes hours and hours to sort!

Our standards and expectations - The Role of the tutor

- Polite, kind, thoughtful pupils - manners cost nothing!
- The highest standards of both behaviour and behaviour for learning
- Uniform - we are a smart school who is proud of the uniform. Children should be too!
- Outstanding attendance and punctuality
- Organisation - supporting the children to be prepared for their lessons, homework or anything that links to learning
- Praise is our focus
- We have a duty to not only teach them our subjects areas, but to teach them how to be morally good citizens.

Uniform and Equipment

Uniform

- Navy HSL Blazer
- Charcoal HSL Trouser
- HSL Skirt
- HSL coloured Tie
- HSL PE Top
- HSL Skort or Short
- HSL Rugby Top (Boys)

- Blue Shirts
- Black Socks
- Navy V-Neck Jumper (optional)
- Smart Black School Shoes (not trainer/canvas style)
- Navy Long Socks/White Socks - P.E
- Half Zip Hoodie (optional)

Equipment:

- Pencil case items: black/blue & green pens, pencil, rubber, ruler, pencil sharpener, glue stick, highlighter
- A big sturdy rucksack! Pupils may carry 5 exercise books, a reading book, their planner, pencil case, packed lunch etc. It needs to be big enough!
- Named water bottle
- Additional bag for PE kit
- Maths kit - can be ordered on ScoPay by 17th July
- Art kit - can be ordered on ScoPay by 17th July

Our uniform supplier is:

Monkhouse - 252 High St, Cheltenham GL50 3HF

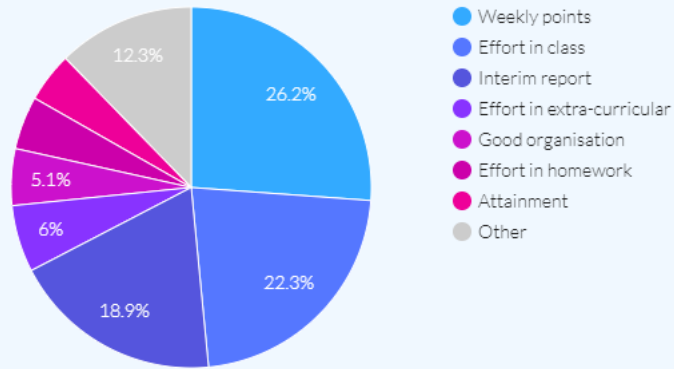


Lockers

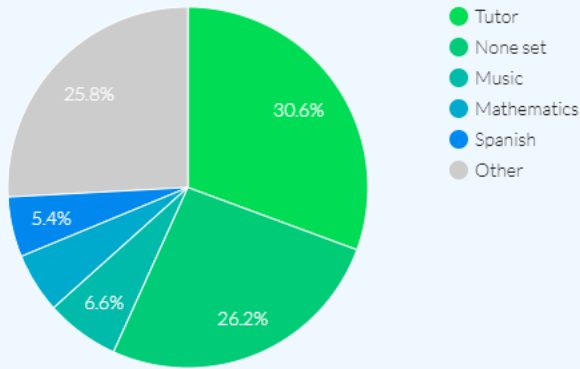
- For year 7s from Sept 23, we will give out padlocks and lockers. Some children may need to share but not many!
- We will aim for the lockers to be relatively close to their tutor room
- Each locker is given a number and this will then be given to the pupil. It is the pupils' responsibility to look after the locker properly

Epraise

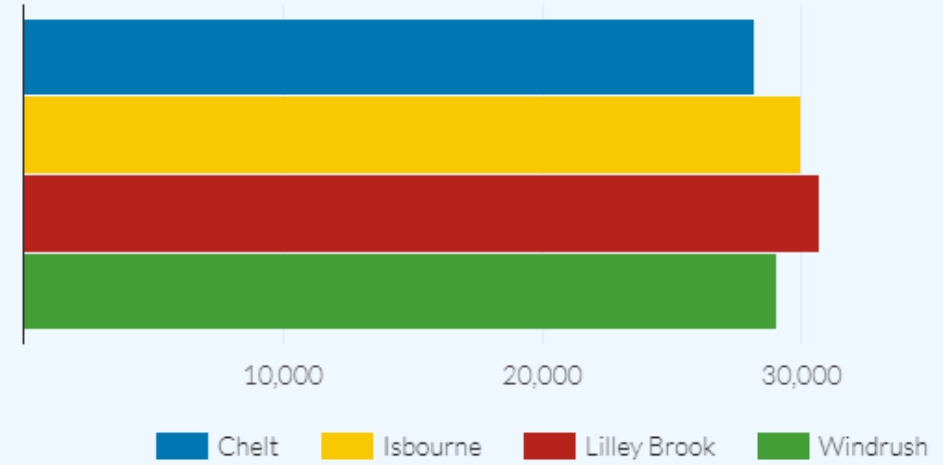
Points given for



Points given in



House points



Total points

650 Since 1st September

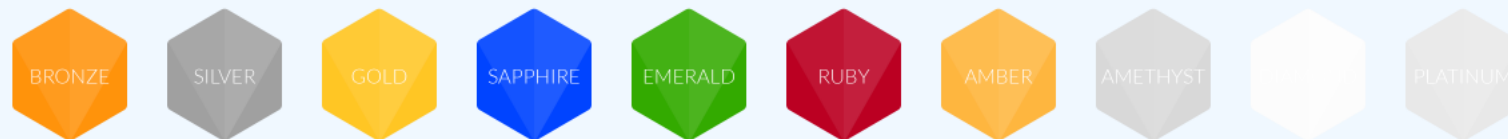
This month

11 Since 1st July

This week

1 Since 3rd July 2023

Milestones reached (7/10)



Extra-Curricular Enrichment at HSL

Sports Clubs
Music Clubs
Drama Club
Subject Clubs – for academically stretching/supporting pupils
and exploring beyond the curriculum
War Hammer Club
Study

Before school, at lunch time and after school!

Pupil Voice Groups:

House Events:

Additional Opportunities:

House Council
Learning Council
RRSA Steering Group
Eco Committee

House Maths/Literacy
House Sport
House Music
House University Challenge
Many more!

School Production
Christmas Celebrations
Charity Fundraising
School Trips
Sports Leaders
Mini Librarians





RRSA - Unicef's Rights Respecting School Award

- Silver Accreditation - February 23

First Day/Week Arrangements

Monday 4th September - INSET Day (Training for Staff)
School is **closed** to **pupils**

Tuesday 5th September - the big day!
Pupils are welcome on site from 8:30 and will be directed to the school hall.
Pupils will spend 2 hours with their tutor and then head off to some lessons!
We will prepare a lunch for the pupils today - free of charge. TOP UP SCOPAY FOR FOOD THE NEXT DAY

Wednesday 6th September:
Pupils will spend another 2 hours settling into HSL with their tutor. Then they follow their timetable as normal

Friday 8th September:
An **early finish** for the pupils. The school day will end at 12:20 (just for this day) for staff to receive safeguarding training from Gloucestershire County Council.



Teaching and Learning



Timetables:

- We operate on a 2 week timetable.
 - 50 lessons per fortnight.

Timetable Week 1 (02/07/2023)									
Mon, 03/07/2023		Tue, 04/07/2023		Wed, 05/07/2023		Thu, 06/07/2023		Fri, 07/07/2023	
AM	8IS, 1W7 AEC	AM	8IS, 1W7 AEC	AM	8IS, 1W7 AEC	AM	8IS, 1W7 AEC	AM	8IS, 1W7 AEC
1	8I/Re1, 1W9 SJM	1	8I/E.1, 1N2 MPB	1	8I/S.1, GW3 KBK	1	8I/Sp1, 1E3 LPC	1	8PB/Te2, GN2 GMA
2	8I/F.1, 1E5 KLS	2	8P/M.2, 1E10 LMJ	2	8I/A.1, GN4 GMA	2	8P/M.2, 1E10 LMJ	2	8I/A.1, GN4 GMA
BR1		BR1		BR1		BR1		BR1	
3	8I/PB, GYM MPJ	3	8PB/Te2, GN2 GMA	3	8I/Dr1, GN1 RKV	3	8I/H.1, 1W7 AEC	3	8I/S.1, GW3 KBK
4	8I/S.1, GW3 KBK	4	8I/Mu1, 1W1 MPB	4	8I/H.1, 1W7 AEC	4	8I/PB, GYM MPJ	4	8P/M.2, 1E10 LMJ
LU		LU		LU		LU		LU	
PM	8IS, 1W7 AEC	PM	8IS, 1W7 SJM	PM	8IS, 1W7 AEC	PM	8IS, 1W7 AEC	PM	8IS, 1W7 AEC
5	8I/G.1, 1W2 CJN	5	8I/G.1... AOR	5	8I/F.1, 1E5 MPB	5	8I/E.1, 1N2 AOR	5	8I/E.1, 1N2 AOR

- 7x English
- 7x Maths
- 6x Science
- 3x Geography
 - 3x History
 - 3x RE
 - 5x MFL
 - 2x Art
 - 4x DT
- 1x Computing
 - 4x PE
 - 2x Music
 - 2x Drama
 - 1x PSHE

Groupings:



- Pupils are taught in tutor groups in Year 7, except for Maths, where 2 tutor groups are combined and split by ability from October onwards.
- In PE girls and boys are taught together and learn all sports.
- In Art and DT, pupil groups are slightly smaller to allow for practical safety, so a tutor group is typically divided into 2 groups.
- From Year 8 onwards, pupil groups become more mixed.

Curriculum Information for Parents:

- Our teachers have been carefully crafting our curriculum and further information is visible to you on our school website.
- To find this, click on Teaching and Learning, then subject information to find out more about topics that will be studied.

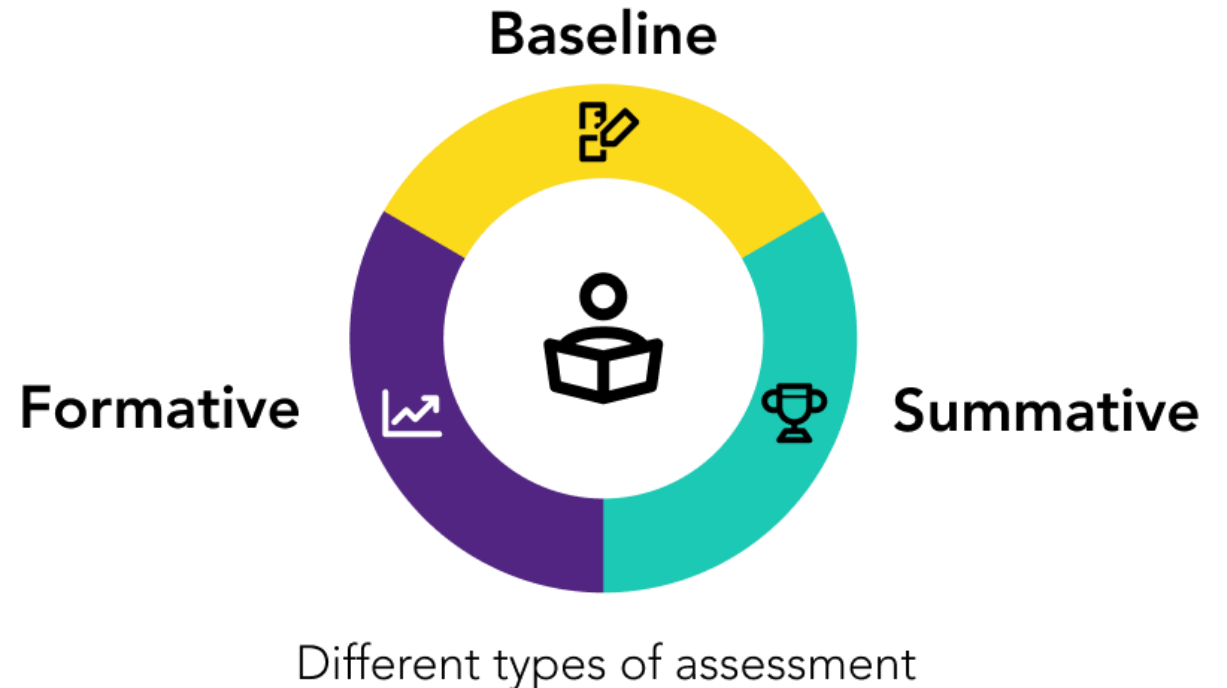
Science	Year 7	Autumn Term
7WS Working Scientifically Topic – The Lab Licence		
Topic Outline & Aims (Intent)		
1. Safety and Risk: How can we stay safe in Science?	2. Equipment and Measuring: How do we use equipment in Science?	3. Hypothesis and Variables: How do scientists investigate their observations?
4. Method and Prediction: How do scientists plan an experiment?	5. Recording Results: How do scientists record the results of an experiment?	6. Drawing Graphs: How do scientists graph the results of an experiment?
	7. Conclusion and Evaluation: How do scientists decide if their results are valid?	8. Revision and Review: How can you revise and review what you have learned?
Key Skills and Knowledge taught through this topic (Intent)		
<ul style="list-style-type: none"> ✓ Identify lab rules; Define hazard, risk and precaution; Identify hazard symbols; Identify hazards, risks and precautions in a risk assessment. ✓ Identify science equipment / apparatus; Define accurate and measurement; Describe how to measure accurately using equipment in science. ✓ Describe what scientists do; Define hypothesis; State a hypothesis for different investigations; Define and identify the different variables in science investigations. 		
<ul style="list-style-type: none"> ✓ Identify what a method should include; Define prediction; Plan and predict the result of an experiment. ✓ Identify what a results table should include; Follow a method to carry out an experiment; Record accurate results; Calculate a mean. ✓ Describe how to draw a scatter graph; Draw a scatter graph of your results; Identify which type of graph to draw. ✓ Define conclusion and evaluation; Describe what an experiment shows using results as evidence; Explain how an experiment could be improved. ✓ Review what you have learned in 7WS The Lab Licence topic; Identify ways that you can revise and review what you have 		

Assessments

Our curriculum, like all schools, is focused on supporting students to know more and be able to recall and apply knowledge.

To help us understand how well students have learned ideas/skills it is important that we assess them. We will do this periodically in each subject.

This will be done in a supportive manner and students should not feel this is a punitive thing. Assessments help us to support their learning, by adapting our lessons.



Reading:

- Please encourage pupils to continue reading throughout the summer.
- Please continue to read with pupils regularly. By listening to them read you can correct pronunciation errors and help with contextual understanding.
- If your son/daughter struggles with reading, exposure is key - could you insist that there are subtitles when watching TV? This is reading by stealth!



Summer Reading Challenge: Issued today to pupils!

HSL Summer Reading Challenge 2023



Name: _____ Tutor group in Sep 2023: _____

At HSL, we all know not only how important reading is for your academic success, but also most importantly how fun and exciting it can be!

This summer, we challenge you to take part in our 'HSL Summer Reading Challenge 2023'. All you need to do is:

- read a range of books, 10 is the challenge!
- Complete a range of tasks in this booklet based on the books you've read.

Prizes include ePraise points, certificates and not to mention all of the amazing knowledge and wisdom you will have learned along the way.

Task	Completed?	Parent/guardian
How many books can you read?		
Random reading challenge.		
In a land far, far away.		
My top 10!		
Inspiring writing.		




HSL Summer Reading Challenge 2023



In a land far, far away...

Books can take you on adventures around the world, into space or even to fantastical lands. Where have the books you've read take you?



HSL Summer Reading Challenge 2023



Inspiring writing




Choose one of these writing tasks and use a book you've read this summer as inspiration!

1	Write from another character's perspective: Re-write the opening page of the book from the perspective of a character we don't hear from in the book. Think about what their 'voice' might be, and what thoughts they might have about events that happen in the book.
2	Newspaper article: Write a newspaper article based on an event/moment that happens in the book. How might it be reported? Who might give eye-witness accounts of the event? What images might accompany the article? Think about perspective.
3	Origin story: Create a story based on the origin of a character from a book. How did they come to be that character? Why are they living where they are/in the situation they're in?
4	Alternative ending: Re-write the final chapter/section of the book. How might you have chosen for events to turn out? Think about where you'd want the characters to end the book, or perhaps answer any questions you had at the end of the book.
5	Start a sequel: Carry the story on! Imagine you've been tasked by the author to write the sequel of the book—what happens next? What do you want the characters to do/see/become? Be creative!

Maths:

- Assessments will take place in the October of Y7.
- The scores will be allied to KS2 SATS Maths scores to help us choose sets for Maths.
- In each half of the year group, there will be 2 sets - one top set and the rest mixed ability.
- These are not fixed and pupils can be moved, but this will be on the basis of teacher assessments over a longer period of time and will be reviewed so that it causes minimum disruption.



Maths and Science Kit:

Everything you'll need for Key Stage 3.

£15.00 (via Scopay)

- Scientific Calculator – Casio FX-83GTX
 - Protractor
- Pair of compasses
 - Pencil
 - Black pen
 - Green pen
 - 30cm ruler
 - Rubber
 - Sharpener

Please order on Scopay by 17th July, kits will be distributed in September.

Transition Booklet - Maths

Code Breaking

Find the value of each letter in the following calculations:



$3 \times \mathbf{R} = 6$	$\mathbf{D} + 4 = 7$	$10 - 1 = \mathbf{O}$
$9 - \mathbf{B} = 1$	$\mathbf{C} \div 8 = 2$	$\mathbf{J} - 5 = 13$
$9 + 8 = \mathbf{U}$	$3 + \mathbf{S} + 4 - 1 = 17$	
$19 - \mathbf{T} + 3 = 10$	$3 \times \mathbf{E} - 2 = 13$	
$2 \times \mathbf{V} + 1 = 9$	$4 + \mathbf{N} \div 2 = 7$	
$\mathbf{K} \mathbf{K} \cdot \mathbf{H} = 18$	$\mathbf{L} \mathbf{L} + \mathbf{W} \mathbf{W} = 56$	$\mathbf{i} \mathbf{i} - \mathbf{y} = 23$
$\mathbf{K} \mathbf{K} \cdot \mathbf{H} = 17$	$\mathbf{L} \mathbf{L} + \mathbf{W} \mathbf{W} = 46$	$\mathbf{i} \mathbf{i} - \mathbf{y} \mathbf{y} = 16$


MATCH the numbered boxes with their letter and find the hidden question:

16	14	5	10	12	10	15	10	10	5	7	8	2	9	9	1					
15	11	8	9	17	2	6	5	13	15	6	3	2	17	11	14					
13	14	15	16	14	14	9	17	11	5	13	15	10	10	7	9	17	18	9	15	6



Complete the cross-number below using the across and down hints.


Then match the numbers in the coloured boxes to answer some questions about The High School Leckhampton.











- | ACROSS | DOWN |
|---|---|
| 2) 11 units less than 3200 | 1) 9 squared |
| 6) $\frac{1}{4}$ of 1260 | 3) prime and factor of 39 |
| 8) $18\,000 \div 20$ | 4) 1 unit less than 1 000 |
| 9) Fill the gap: $\frac{2}{3} = \frac{\quad}{21}$ | 5) 80×50 |
| 10) a prime number | 6) 20% of 1605 |
| 11) $4 \times "6 \text{ across}" + 10$ | 7) 25.8×20 |
| 13) XVIII | 10) 277 rounded to the nearest 10 |
| 14) a factor of 60 | 12) 50% of 506 |
| 16) $9 + 12 \div 3$ | 14) $311 - 8 \times 4$ |
| 17) triple of 31 | 15) increase 210 by 40% |
| 18) an integer between 197.84 and 198.32 | 16) MCMXXXIV |
| 20) a multiple of 7 | 18) 11 squared |
| 21) a multiple of 6 which is between 30 and 50 | 19) 10% of 8540 |
| 22) 4×80 | 20) Find the missing angle |
| 24) 12 squared |  |
| 26) 8286.2 rounded to the nearest 10 | 23) Fill the gap: $\frac{5}{8} + \frac{1}{6} = \frac{\quad}{24}$ |
| | 25) 42.49 rounded to the nearest integer. |

The High School Leckhampton

How many houses are there?  

How many lessons will you have a day? 

What date does school start?    .  

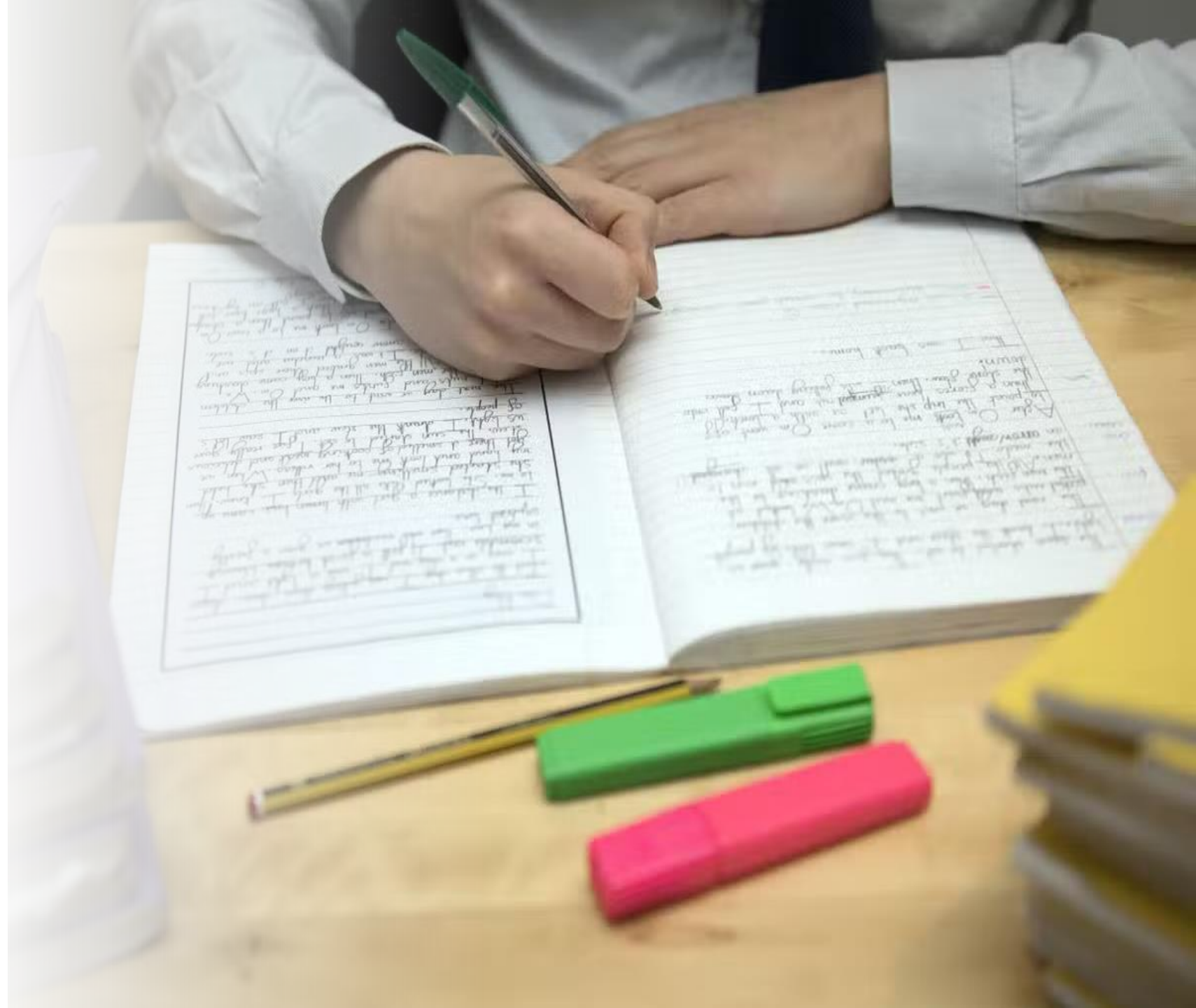
What time does the school day start?  :  

INTERNAL USE ONLY



Homework:

- When Year 7 pupils arrive at the High School, they have a two-week period when no homework will be set, to allow them to settle into their new surroundings.
- Initially, when it is being set, we will ask that homework is done on the same evening, to help pupils form good habits. It will then be collected by tutors the next day. Gradually, this will be released and longer deadlines will apply.
- All homework is set via the school's VLE - to which you will also receive a log-in and be able to view tasks.



VLE - Virtual Learning Environment

This screenshot shows the top navigation bar of the VLE with icons for Dashboard, Resources, Planner, Tasks, and Markbook. The 'Tasks' section is active, displaying a list of tasks with columns for status, task name, due date, and progress. A filter dropdown is open, showing 'All' and 'Active' options.

Status	Task Name	Due Date	Progress
Active	Identifying Bays and Headlands. 8L/G.2 Set by You	Due Wed 5th Jul	0
Active		Due Mon 3rd Jul	0
Active		Due Fri 30th Jun	0
Active		Due Thu 29th Jun	0

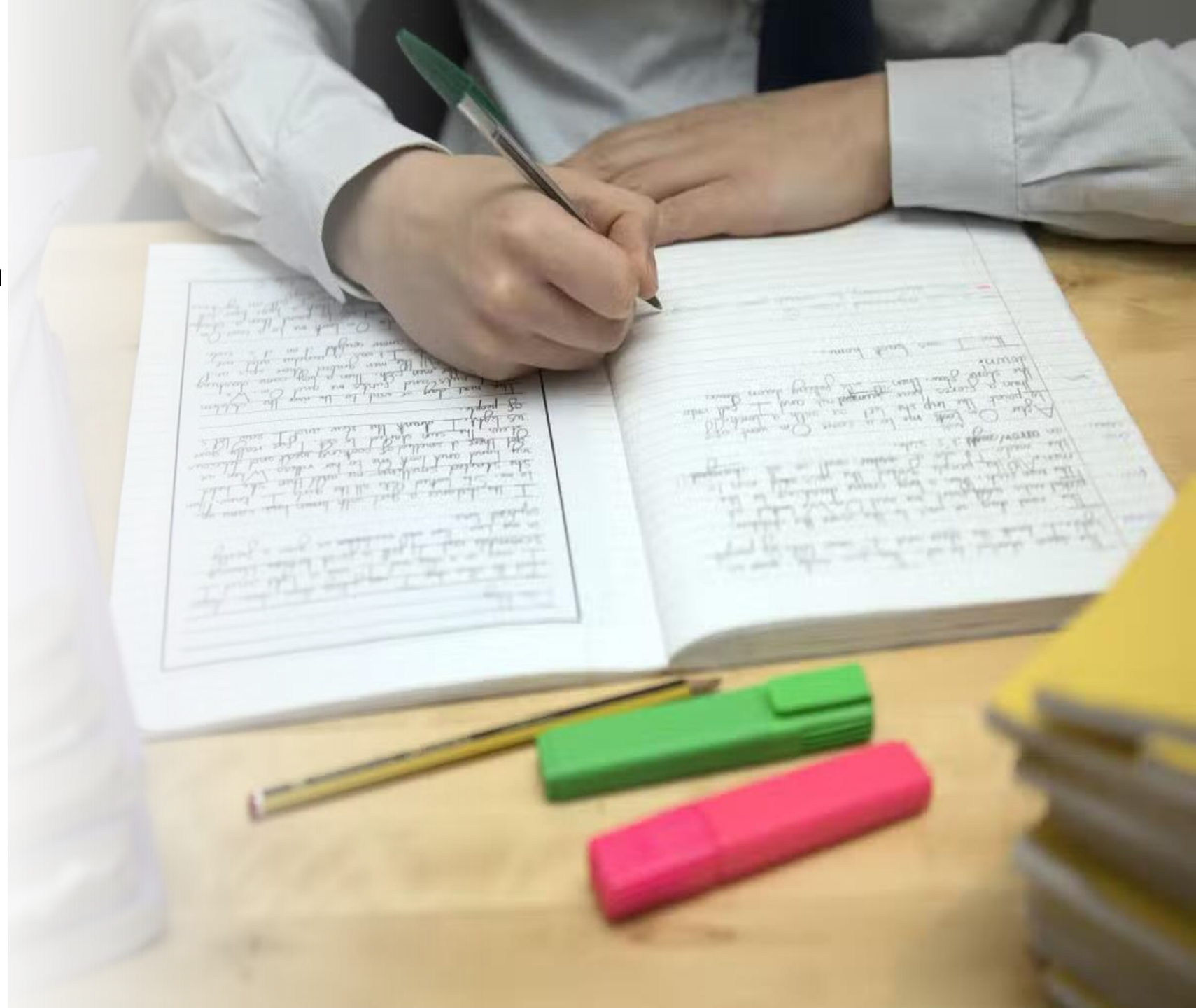
This screenshot shows the 'Resources' dropdown menu open, displaying a list of subjects and a 'View all sections' option. The background shows the VLE interface with an announcement on the left and the 'Tasks' section on the right.

Category	Subject
SUBJECTS	ART & DESIGN
SUBJECTS	COMPUTING
SUBJECTS	CREATIVE MEDIA
SUBJECTS	DESIGN TECHNOLOGY
SUBJECTS	DRAMA
SUBJECTS	ENGLISH
SUBJECTS	GEOGRAPHY
SUBJECTS	HISTORY
SUBJECTS	MATHS
SUBJECTS	MFL
SUBJECTS	MUSIC
SUBJECTS	PHYSICAL EDUCATION
SUBJECTS	PSHE
SUBJECTS	RELIGIOUS STUDIES
SUBJECTS	SCIENCE
	View all sections



Homework:

- We will encourage pupils to complete homework in quiet spaces, without TV/Music in the background
- Pupils can also use the 'Study' session that is held on a daily basis after school, as a place to get ahead.
- Please contact us at the school if work is becoming overwhelming or taking longer than it is supposed to.



How can parents support learning?



- Insist on routines to ensure pupils are well-prepared for school and for homework.
- Hold pupils to appropriate bed-times.
- Praise achievement and reinforce school messages around this.
- Discuss learning at home - what have they been studying that day?
- When assessments are upcoming, give gentle nudges to prompt preparation.
- If possible, support learning by taking pupils to places e.g. museums/galleries.
- Insist that pupils continue to read as they have done at primary school.
- Quality check homework - are you happy it has been done to a high standard?
- Talk about contemporary affairs at dinner, watch news with pupils. Ask their opinions - this will encourage strong oracy skills.
- Engage with parents' evenings.





This is our online payment system, where you can top up balances for food/drink, pay for school trips, or pay for equipment e.g. Maths/Art Packs or music lessons.

Login details are now issued.

A screenshot of the SCOPAY website interface. The top navigation bar includes the SCOPAY logo, links for "VIEW PRODUCTS", "PARENTS' EVENING", "FORMS", and "HELP". On the right side of the navigation bar, there are icons and links for "BASKET", "ALERTS 0", "YOUR INFO", and "LOGOUT". The main content area is divided into three sections: "ACCOUNT BALANCES", "TRIPS AND EVENTS", and "DUKE OF EDINBURGH: TRIPS AND EVENTS".
ACCOUNT BALANCES
Catering - Innovate ⓘ £0.30
Buttons: VIEW HISTORY, REQUEST REFUND, MAKE PAYMENT
TRIPS AND EVENTS
YR 9 Drayton Manor Rewards Trip ⓘ £41.00
Owed: £0.00
Year 9 Drayton Manor Rewards Trip - Form submitted
Button: VIEW HISTORY
DUKE OF EDINBURGH: TRIPS AND EVENTS
Year 9 Duke of Edinburgh Bronze Award 2022-2023 ⓘ £32.00
Owed: £0.00
A summary box on the right side of the page shows "Account balances" with a sub-total for "Catering - Innovate" of £0.30.

Art Equipment September 2023

To get the most out of their art lessons we ask that all pupils have their own basic art equipment. Pupils should have the following equipment: *Drawing pencils, black fine liners, watercolour paint set, small paintbrushes, drawing pencils, a glue stick, scissors and a paper blending stick.*

A hardback A4 sketchbook will be provided to each pupil in the first art lesson in September.

A ready-made art pack containing good quality equipment at a good price is available to order should parents wish to purchase one. The pack will contain the basic, but necessary equipment with which to support pupil's work, both in and out of lessons and is priced at **£15** and is packed in an easy to carry zip-lock folder.

Order on ScoPay by 17th July 2023.



Music Tuition

Music lessons are available to all pupils of all musical abilities. There are no requirements to take exams, but all pupils are given the option if they wish.

Instruments include:

- Piano
- Drums
- Guitar
- Woodwind
- Strings
- Brass
- (and more)

There are 30 lessons per year in two blocks of 15.

To sign your child up for lessons, please complete the following steps by 17th July 2023:

- 1. Complete the Starter Form, linked to by the QR code in your music tuition leaflet.**
- 2. Complete payment on SCOPAY for either the first full block of 15 lessons, or (if you would like to pay monthly) the first 5 lessons.**

If lessons are oversubscribed a waiting list will be established. If you are unable to complete the above steps by 17th July we may still be able to arrange lessons for the start of the academic year depending on demand. Failing this, we will place them on a waiting list and endeavor to commence their lessons at the next available opportunity.

Please contact Mr. M Bunting (mpb@hsl.gloucs.sch.uk) if you have any questions at all.

