



[Parent Portal - Logging In]

- 1 In your browser, go to the VLE address:
hsl.fireflycloud.net
- 2 Select **New to Firefly? Activate your account.**

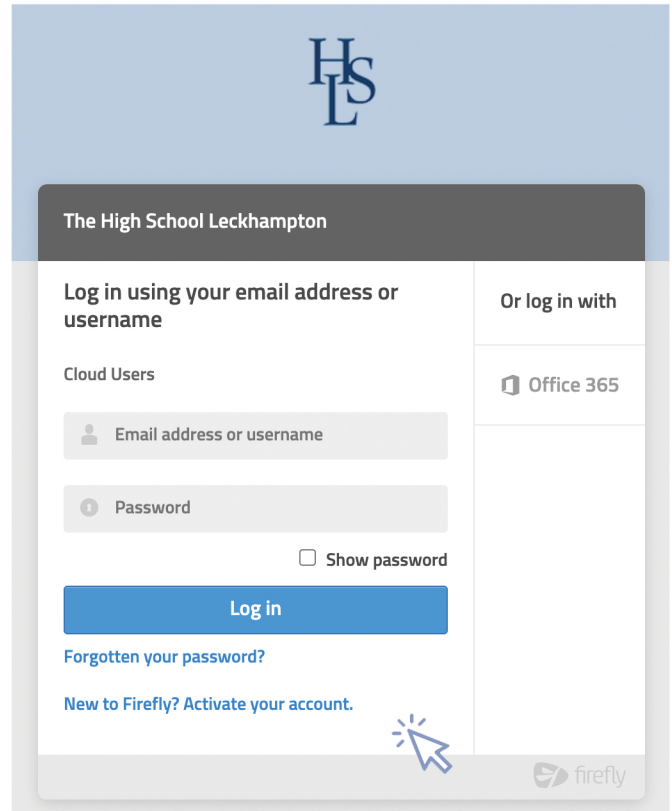
- 3 Enter the email address the school already holds on record for you, then select **Activate account.**
An email is sent to you.

To activate your account, enter your email address or username.

Activate account

- 4 Check your email inbox. Make sure to check your spam filters if you don't find it anywhere.



- 5 Open the email and select **Activate account.**
- 6 Enter the password of your choice, then confirm it.
- 7 Choose **Activate account.**

Your account is activated and you're now logged in to the Parent Portal.

If you have trouble logging in, please get in touch with our friendly Support team at support@fireflylearning.com.