

# [Parent Portal - Installing the App - Apple]

- 1 Open the App Store, then select Search.
- 2 Type Firefly for parents in the search bar, then tap the Search key.
- 3 Select **Get**.



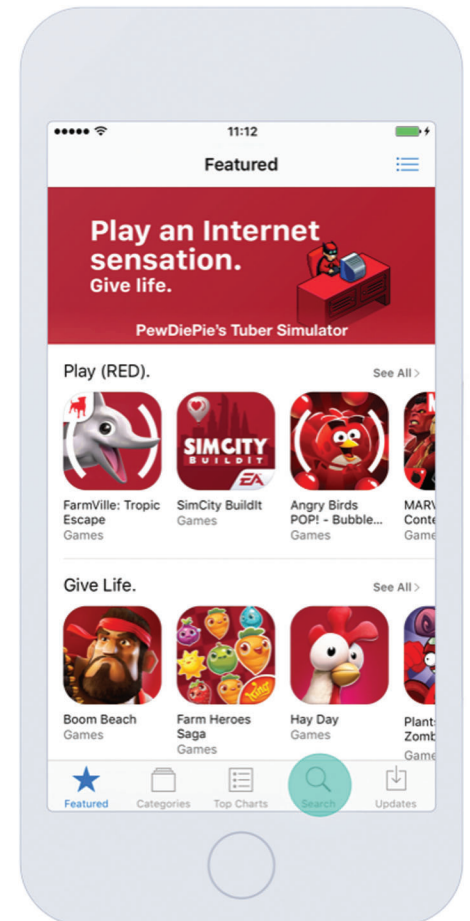
Firefly for Parents  
Firefly Learning LLP



- 4 To start the download, choose Install. You might be prompted to enter your iCloud password.



Firefly for Parents  
Firefly Learning LLP



The app is added to your device.



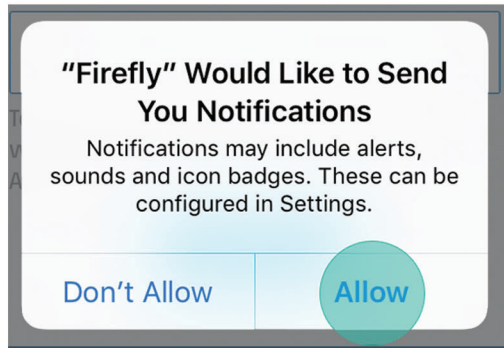
Before installing the app, make sure your iPhone is running iOS 9.3 or later.



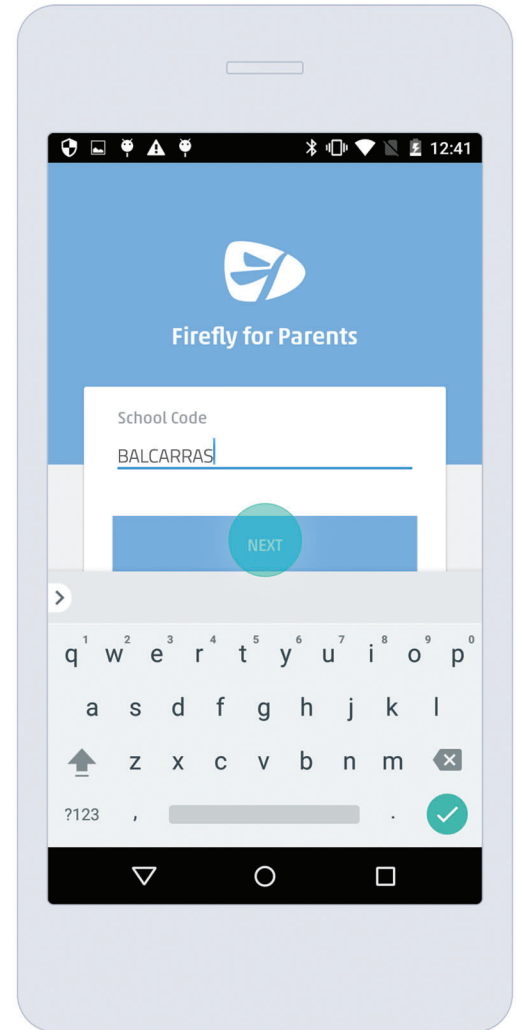
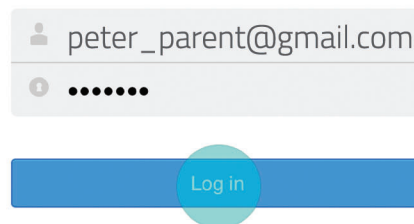
The current version of the Firefly for Parents app was designed for iPhones. However, you can also use it on an iPad.

# [Parent Portal - Logging into the App - Apple]

- 1 Tap the app's icon to open it.
- 2 Choose **Allow** to receive notifications from the app.



- 3 Enter your school code, which is **balcarras** then select **Next**.
- 4 Enter your usual Firefly credentials, then select **Log in**.



You're logged in and ready to use the app.



The app might take a few moments to load all of your information the very first time you log in – make sure to keep it open until it's fully finished.