
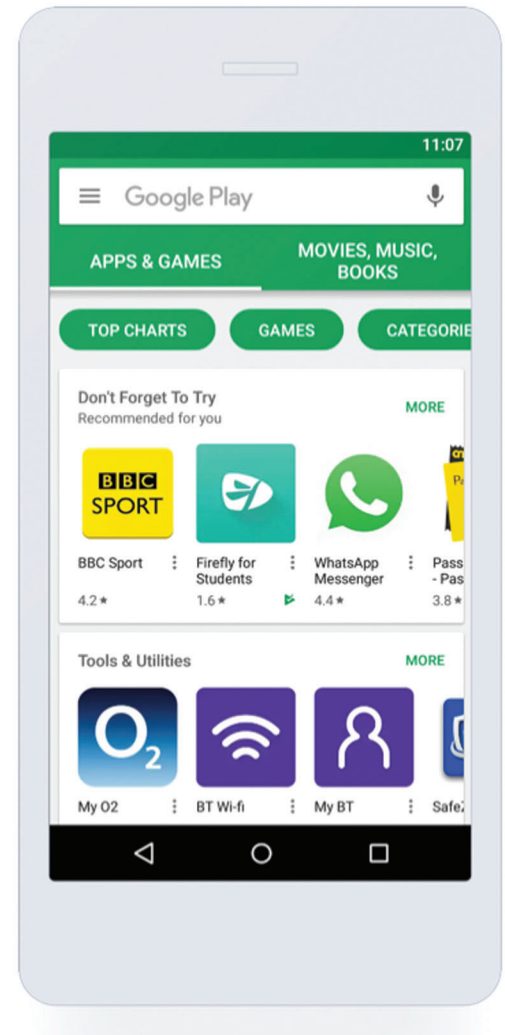
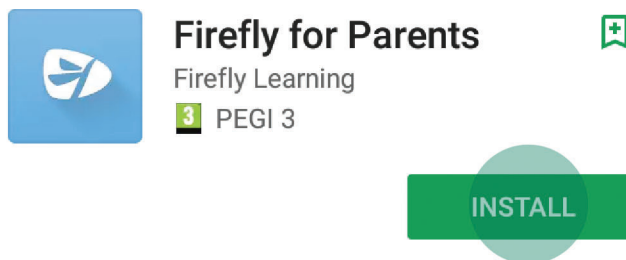


[Parent Portal - Installing the App - Android]

- 1 Open the Google Play Store, then select Search.
- 2 Type Firefly for parents in the search bar, then tap the Search key.
- 3 Select **Firefly for Parents**.



- 4 To start the download, choose **Install**.



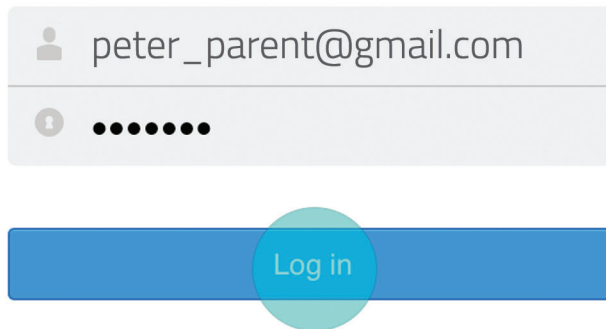
The app is added to your device.



Before installing the app, make sure your mobile phone is running Android 4.1 and up.

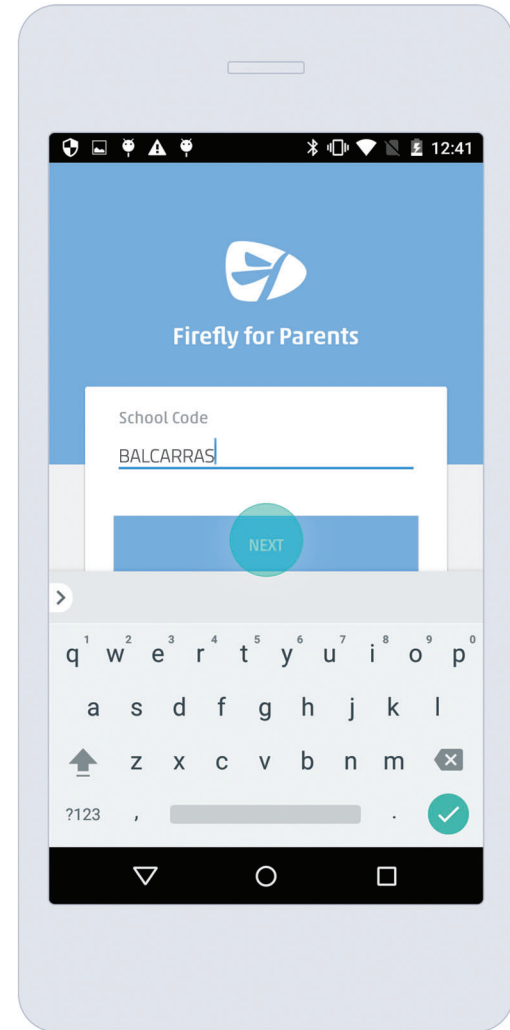
[Parent Portal - Logging into the App - Android]

- 1 Tap the app's icon to open it.
- 2 Enter your school code, which is **balcarras** then select **Next**.
- 3 Enter your usual Firefly credentials, then select **Log in**.



A mockup of the login form. It features a light gray background. At the top, there is a white input field containing the email address "peter_parent@gmail.com" next to a small person icon. Below this is another white input field for a password, represented by a series of black dots. At the bottom, there is a blue rectangular button with the text "Log in" in white, which is highlighted by a light blue circular glow.

You're logged in and ready to use the app.



The app might take a few moments to load all of your information the very first time you log in – make sure to keep it open until it's fully finished.